

Bertha™ Storm Panels



Bertha™ Storm Panels

2" Storm Panels - Code Approvals:

- .050 Aluminum - FBC (Non-HVHZ), TDI, IBC/IRC
- 24 GA Galvanized Steel - FBC (Non-HVHZ)
- 28 GA Galvanized Steel - FBC (Non-HVHZ), FBC (HVHZ)
- Clear Polycarbonate - FBC (Non-HVHZ), FBC (HVHZ), TDI, IBC/IRC

2-1/4" Storm Panels - Code Approvals:




- .040 Aluminum - FBC (Non-HVHZ)
- .050 Aluminum - FBC (Non-HVHZ), FBC (HVHZ), TDI
- 24 GA Galvanized Steel - FBC (Non-HVHZ)
- .030 Galvanized Steel - FBC (HVHZ)
- Clear Polycarbonate - FBC (Non-HVHZ), TDI

Product Features & Benefits:

- Custom cut to specified length
- Keyhole punched
- Special designed hemmed or knurled edges for safety
- Colors: Mill Finish, White & Clear; Extrusions in White or Bronze
- Half panels available for most panel types
- Track systems to accommodate depth of panel
- Variety of headers, tracks and angles
- Insurance discounts

Specifications:

- Maximum Size: unlimited width and heights up to 155"




2" BERTHA™ ROLL FORM STORM PANEL SYSTEM




BEFORE Installation

AFTER Installation


2" Panels	Hemmed	Knurled
.050 Aluminum	FL, NC	FL, NC
.050 AL 1/2 Panel	N/A	FL, NC
24 GA Galv. Steel	FL	FL, NC
24 GA Galv. 1/2 Panel	N/A	FL
28 GA Galv. Steel	FL	N/A




2" .050 BERTHA™ Aluminum Storm Panel Mill Finish
1/2 panel available
Code Approved: FBC (Non-HVHZ), TDI, IBC/IRC




2" 24 GA BERTHA™ Galvanized Steel Storm Panel
1/2 panel available
Code Approved: FBC (Non-HVHZ)



2" BERTHA™ Clear Storm Panel
1/2 panel available
Code Approved: FBC (Non-HVHZ), FBC (HVHZ), TDI, IBC/IRC

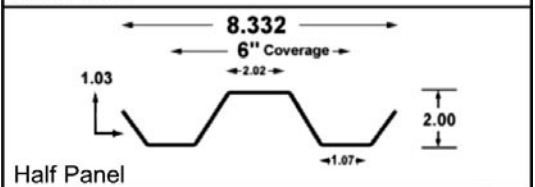
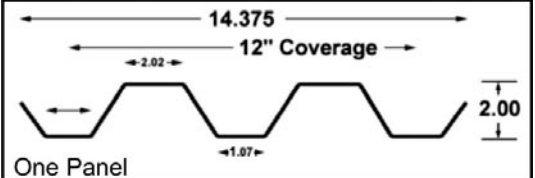


2" 28 GA BERTHA™ Galvanized Steel Storm Panel
Code Approved: FBC (Non-HVHZ), FBC (HVHZ)



2" Coverage Chart

# of Panels	2" Total Panel Coverage	Cut Mounting Track At:
1	13.375"	14.375"
1.5	19.250"	20.375"
2	25.375"	26.375"
2.5	31.250"	32.375"
3	37.250"	38.375"
3.5	43.125"	44.375"
4	49.375"	50.375"
4.5	55.250"	56.375"
5	61.000"	62.375"
5.5	67.000"	68.375"
6	72.750"	74.375"
6.5	78.625"	80.375"
7	84.625"	86.375"
7.5	90.500"	92.375"
8	96.500"	98.375"
8.5	102.375"	104.375"
9	108.250"	110.375"
9.5	114.250"	116.375"
10	120.125"	122.375"
10.5	126.000"	128.375"
11	132.000"	134.375"
11.5	137.875"	140.375"
12	143.750"	146.375"
12.5	149.625"	152.375"
13	155.750"	158.375"
13.5	161.500"	164.375"
14	167.375"	170.375"
14.5	173.250"	176.375"
15	179.625"	182.375"
15.5	185.500"	188.375"
16	191.500"	194.375"
16.5	197.375"	200.375"
17	203.625"	206.375"
17.5	209.500"	212.375"
18	215.500"	218.375"



Any item manufactured in FL is available via shuttle to the other branches.

Any item manufactured in NC is available via shuttle to TX. FL • NC • TX maintain inventory of 20' panels that can be offline punched and cut to size.



EASTERN METAL SUPPLY


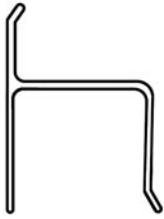
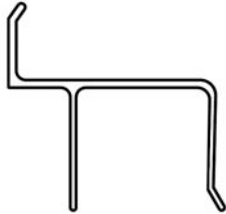
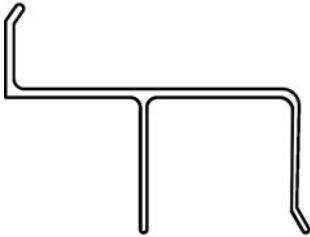
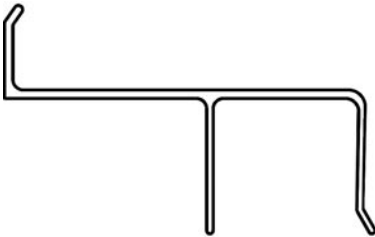

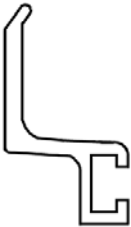
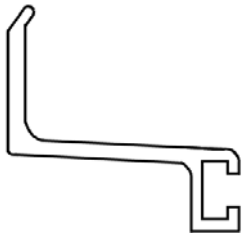
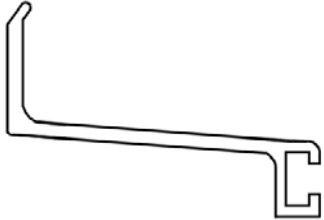
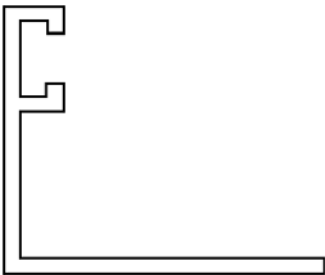
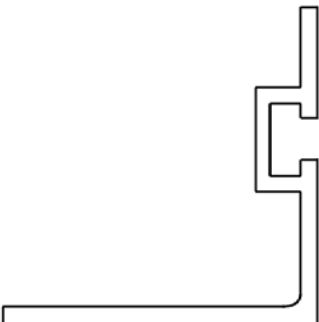
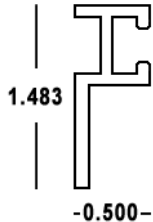
FL: 800-432-2204 • NC/DE/GA: 800-343-8154 • TX/LA: 800-996-6061 • MO/OH/IN: 888-822-6061

SHUTTERS 46
04/01/24

www.easternmetal.com



2" BERTHA™ ROLL FORM STORM PANEL SYSTEM

<p>BERTHA™ U-Header 2" x .094" x 20' 40-WH-4500 White 40-MB-4500 Bronze 40-WH-450 (.062) White Non-Approved 40-MB-450 (.062) Bronze Non-Approved</p> 	<p>BERTHA™ H-Header 2" x .094" x 20' 40-WH-3500 White 40-MB-3500 Bronze 40-WH-350 (.062) White Non-Approved 40-MB-350 (.062) Bronze Non-Approved</p> 	<p>BERTHA™ 1" Build-Out Header 2" x .094" x 20' 40-WH-3550 White 40-MB-3550 Bronze</p> 
<p>BERTHA™ 2" Build-Out Header 2" x .094" x 20' 40-WH-3560 White 40-MB-3560 Bronze</p> 	<p>BERTHA™ 3" Build-Out Header 2" x .094" x 20' 40-WH-3570 White 40-MB-3570 Bronze</p> 	<p>BERTHA™ Studless Flat Track x 20' 40-63-615 (TX) M/F 40-WH-615 White 40-MB-615 Bronze</p> 
<p>BERTHA™ 1" Studless Track x 20' 40-WH-630 White 40-MB-630 Bronze</p> 	<p>BERTHA™ 2" Studless Track x 20' 40-WH-632 White 40-MB-632 Bronze</p> 	<p>BERTHA™ 3" Studless Track x 20' 40-WH-635 White</p> 
<p>BERTHA™ Studless Angle Track x 20' 40-WH-610 White 40-MB-610 Bronze</p> 	<p>BERTHA™ Reverse "F" Track x 20' 40-WH-620 White</p> 	<p>BERTHA™ Stucco F-Track x 20' MILL ORDER <u>52-63-5615</u> 1/2"</p> 



2-1/4" BERTHA™ ROLL FORM STORM PANEL SYSTEM



BEFORE Installation

AFTER Installation

2-1/4" Panels	Hemmed	Knurled
.040 Aluminum	N/A	FL
.050 Aluminum	N/A	FL
.050 Aluminum - 1/2 Panel	N/A	FL
24 GA Galv. Steel	FL	FL
24 GA Galv. - 1/2 Panel	N/A	FL
.030 Miami Dade Galv. Steel	N/A	FL



Any item manufactured in FL is available via shuttle to the other branches.

<p>2-1/4" .040 BERTHA™ Aluminum Storm Panel Mill Finish Code Approved: FBC (Non-HVHZ)</p> 	<p>2-1/4" .050 BERTHA™ Aluminum Storm Panel Mill Finish & White 1/2 panel available Code Approved: FBC (Non-HVHZ), FBC (HVHZ), TDI</p> 
<p>2-1/4" 24 GA BERTHA™ Galvanized Steel Storm Panel 1/2 panel available Code Approved: FBC (Non-HVHZ)</p> 	<p>2-1/4" .030 GA BERTHA™ Galvanized Steel Storm Panel 1/2 panel available Code Approved: FBC (HVHZ)</p> 
<p>2-1/4" BERTHA™ Clear Storm Panel Code Approved: FBC (Non-HVHZ), TDI</p> 	

Pre-Cut 2-1/4" Storm Panels

FL: In Stock; NC: Mfg lead time less than 1 week

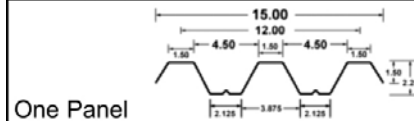
.040 Aluminum Mill Finish
80-40-33 x 33"
80-40-47 x 47"
80-40-57 x 57"
80-40-70 x 70"
80-40-88 x 88"
80-40-102 x 102"

.050 Aluminum Mill Finish
77-52-33 x 33"
77-52-47 x 47"
77-52-57 x 57"
77-52-70 x 70"
77-52-88 x 88"
77-52-102 x 102"

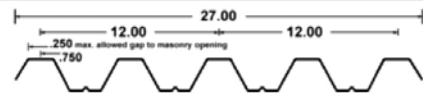
Clear Panel Polycarbonate
79-06-33 x 33"
79-06-47 x 47"
79-06-57 x 57"
79-06-70 x 70"
79-06-88 x 88"
79-06-102 x 102"

2-1/4" Coverage Chart

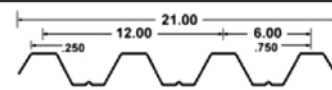
# OF PANELS	TOTAL PANEL COVERAGE	CUT TRACK AT:
1	13.375"	15"
1-1/2	19.250"	21"
2	25.375"	27"
2-1/2	31.250"	33"
3	37.250"	39"
3-1/2	43.125"	45"
4	49.375"	51"
4-1/2	55.250"	57"
5	61.000"	63"
5-1/2	67.000"	69"
6	72.750"	75"
6-1/2	78.625"	81"
7	84.625"	87"
7-1/2	90.500"	93"
8	96.500"	99"
8-1/2	102.375"	105"
9	108.250"	111"
9-1/2	114.250"	117"
10	120.125"	123"
10-1/2	126.000"	129"
11	132.000"	135"
11-1/2	137.875"	141"
12	143.750"	147"
12-1/2	149.625"	153"
13	155.750"	159"
13-1/2	161.500"	165"
14	167.375"	171"
14-1/2	173.250"	177"
15	179.625"	183"
15-1/2	185.500"	189"
16	191.500"	195"
16-1/2	197.375"	201"
17	203.625"	207"
17-1/2	209.500"	213"
18	215.500"	219"



One Panel



Two Panels



One & a Half Panels



EASTERN METAL SUPPLY


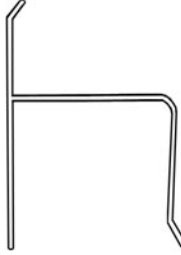
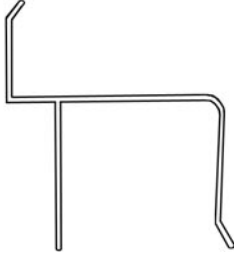
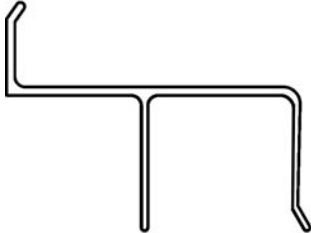
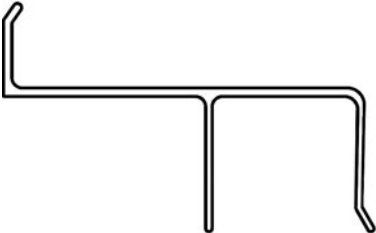

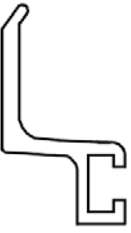
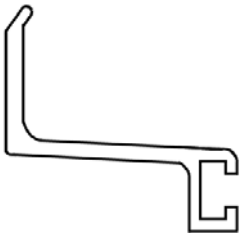
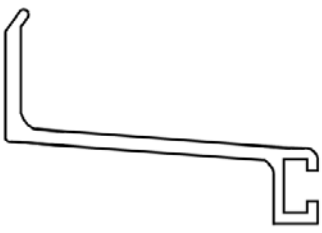
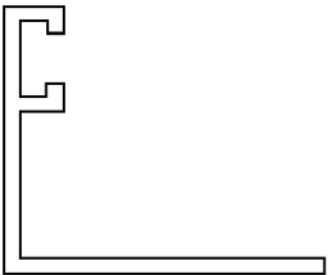
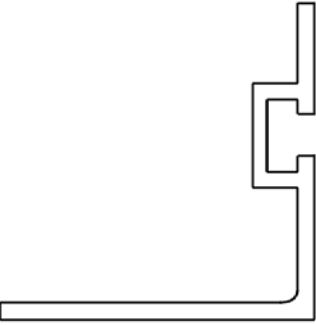
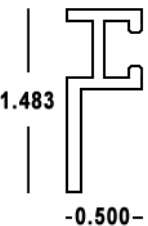
FL: 800-432-2204 • NC/DE/GA: 800-343-8154 • TX/LA: 800-996-6061 • MO/OH/IN: 888-822-6061

SHUTTERS 48
04/01/24

www.easternmetal.com



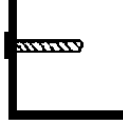

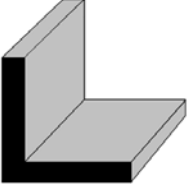
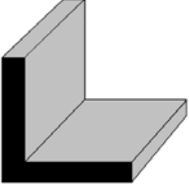

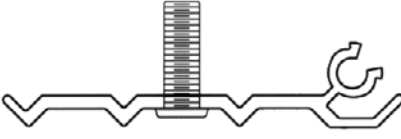


2-1/4" BERTHA™ ROLL FORM STORM PANEL SYSTEM

<p>BERTHA™ U-Header 2-1/4" x .075" x 19' 41-WH-510 White 41-MB-510 Bronze</p> 	<p>BERTHA™ H-Header 2-1/4" x .075" x 19' 41-WH-500 White 41-MB-500 Bronze</p> <p>Custom Lengths White (FL) 41-WH-39 x 39" 41-WH-51 x 51" 41-WH-63 x 63" 41-WH-75 x 75" 41-WH-87 x 87" 41-WH-99 x 99"</p> 	<p>BERTHA™ 1" Build-Out Header 2-1/4" x .075" x 19' 41-WH-520 White 41-MB-520 Bronze</p> 
<p>BERTHA™ 2" Build-Out Header 2-1/4" x .075" x 19' 41-WH-522 White</p> 	<p>BERTHA™ 3" Build-Out Header 2-1/4" x .075" x 19' 41-WH-525 White</p> 	<p>BERTHA™ Studless Flat Track x 20' 40-63-615 (TX) M/F 40-WH-615 White 40-MB-615 Bronze</p> 
<p>BERTHA™ 1" Studless Track x 20' 40-WH-630 White 40-MB-630 Bronze</p> 	<p>BERTHA™ 2" Studless Track x 20' 40-WH-632 White 40-MB-632 Bronze</p> 	<p>BERTHA™ 3" Studless Track x 20' 40-WH-635 White</p> 
<p>BERTHA™ Studless Angle Track x 20' 40-WH-610 White 40-MB-610 Bronze</p> 	<p>BERTHA™ Reverse "F" Track x 20' 40-WH-620 White</p> 	<p>BERTHA™ Stucco F-Track x 20' MILL ORDER <u>52-63-5615</u> 1/2"</p> 



BERTHA™ ROLL FORM STORM PANEL SYSTEMS

<p>BERTHA™ Studded Angle 6" On Center 2 x 2 x .093 x 24' 3"</p> <p>Standard: Finish: Reverse: <u>11-MF-500</u> M/F N/A <u>11-WH-500</u> White 11-WH-500RS <u>11-MB-500</u> Bronze 11-MB-500RS</p>  <p>Standard Reverse</p>	<p>BERTHA™ Studded Angle 12" On Center 2 x 2 x .093 x 24' 3"</p> <p>Standard: Finish: Reverse: N/A M/F N/A <u>11-WH-510</u> White Special Order <i>11-WH-510RS</i> <u>11-MB-510</u> Bronze Special Order <i>11-MB-510RS</i></p>  <p>Standard Reverse</p>	
<p>BERTHA™ Studded Angle 12" On Center 2 x 2 x .093 x pre-cut lengths</p> <p>White Standard: <u>11-WH-39</u> x 39" <u>11-WH-51</u> x 51" <u>11-WH-63</u> x 63" <u>11-WH-75</u> x 75" <u>11-WH-87</u> x 87" <u>11-WH-99</u> x 99"</p> 	<p>BERTHA™ Low Profile Studded Angle 1.75 x 5/8 x 24' 3"</p> <p>6" On Center <u>11-WH-455</u> White</p> <p>12" On Center <u>11-WH-460</u> White</p> 	
<p>BERTHA™ Standard Angle 2 x 2 x .093 x 20'</p> <p>51-63-544 (TX) White 51-63-543 Bronze 52-63-013 Ivory</p> 	<p>BERTHA™ Standard Angle 2 x 2 x .125 x 20'</p> <p>11-63-315 M/F 11-WH-376 White 11-MB-376 Bronze 11-IV-376 Ivory 11-BG-376 Beige</p> 	
<p>BERTHA™ Clamshell Cover Cap x 20' 3" 52-63-8292 White Mates with Studded Plate</p> 	<p>BERTHA™ Clamshell Studded Plate x 20' 3" Mates with Cover Cap <u>52-63-8291</u> White; Non Studded SPECIAL ORDER Punched Plate up to 8'</p> 	<p>End Cap for Clamshell <u>ECSC</u> White Accepts #14 Screw</p> 